BEIJING ORIENTAL YUHONG WATERPROOF TECHNOLOGY CO., LTD.

2014

2014 12 31

416,326,636 10 2.00

0 10 10

(

)

cninf 巨潮资讯 www.cninfo.com.cn 中国证监会指定信息披露

cninf 巨潮资讯 www.cninfo.com.cn 中国证监会指定信息披露

1

Tj /C2_0 9 Tf MCID 13 >>BDC /C5_0 12 Tf 2 Tr 6.02 0 71>-4<351D0A75>-4<30FDD7907B5<04D7>-4C>-414327>-A0D0B8>-5

cninf 巨潮资讯
www.cninfo.com.cn
中国证监会指定信息披露

3

MDI SBS

2014

4

cninf 巨潮资讯 www.cninfo.com.cn 中国证监会指定信息披露

5

cninf 巨潮资讯 www.cninfo.com.cn 中国证监会指定信息披露

			002271
	BEIJING ORIENTAL YUHONG WATERPROOF TECHNOLOGY CO., LTD.		
	ORIENTAL YUHONG		
	2		
	101309		
	4		
	100123		
	www.yuhong.com.cn		
	stocks@yuhong.com.cn		

	4	
	010-85762629	
	010-85762629	
	stocks@yuhong.com.cn	

	www.cninfo.com.cn

√ □

	2014	2013			2012	
	5,005,923,672.60	3,902,626,865.51	3,902,626,865.51	28.27%	2,978,570,323.20	2,978,570,323.20
	576,550,564.08					

1

40

4

	944,371,015.42
	18.87%

5

1		459,510,134.37	9.18%
2		238,846,279.52	4.77%
		112,405,114.04	2.25%

4

		1,686,693,725.75	92.97%	1,435,059,130.82	94.42%	17.53%
		35,191,403.29	1.94%	22,798,016.27	1.50%	54.36%
		27,731,727.16	1.53%	16,110,598.16	1.06%	72.13%
		64,639,513.32	3.56%	45,900,006.09	3.02%	

单位：万元

2013年	2013年	2013年	2013年	2013年	2013年	2013年
30,799.61	销售费用	47,740.01	9.54%	39,934.66	19.55%	1.56%
[illegible]	管理费用	51,266.80	10.24%	35,517.72	44.34%	3.45%
[illegible]	[illegible]	[illegible]	[illegible]	[illegible]	[illegible]	[illegible]
0.10%	3,134.02	所得税费用	6,889.26	1.38%	7,364.59	-6.45%
[illegible]	[illegible]	合计	[illegible]	22.29%	[illegible]	[illegible]

	2,008,754,068.79

	203,518,042.12	136,696,044.55	32.83%	106.67%	65.41%	16.75%
	4,970,783,295.60	3,193,558,786.28	35.75%	28.33%	23.69%	4.64%

□ √

6



	--	170,263.95	170,263.95	62,231.99	106,796.59	--	--	12,622.34	--	--
	--	0	0	0	0	0.00%	--	--	--	--
	--	0	0	0	0	0.00%	--	--	--	--
	--	0	0	0	0	--	--	0	--	

2010 7,986.56

2011 1 14 1,000 4

4,954.65 1,000 2

3,031.91

2011 0005

	2010 1,000 496.05 ,

“ ”

“ ”

		(1)		(2)	(3)=(2)/(1)				
1,000 4	2,000 4	17,394.29	0	17,154.44	98.62%	2012 12 31	3,222.98		
1,000 2	2,000 2	14,746.76	0	14,892.37					

	2								
1,000	2,000 4	8,000	0	8,013.84	100.17%	2013 09 30	2,078.28		
	--	45,141.05	0	44,564.6	--	--	9,155.22	--	--

2011 3 15

1

2,000 4 1,000

8,000 17.72%

2 2,000

2 1,000

5,000

11.08%

2011 2012 9 11

( )

1,000

8,000

17.72% 2011 9 27 , 2011

2012 7 24

				160,000,000.00	908,421,703.70	426,118,629.74	945,244,722.55	107,214,660.18	99,873,598.88
				150,000,000.00	339,388,182.83	285,134,547.39	505,112,276.55	70,072,628.17	61,348,049.16

SBS/APP

“ ”

1

1

2014

2014 4 15

50%

860

[2014]27

20

1

2

3

4

5

1

2015

2

2015

3

2015

4

2015

5

cninf 巨潮资讯 www.cninfo.com.cn 中国证监会指定信息披露

2015

6

2015

BI MES

7

2015

8

2015

2014 8

56,269,553 12.5

1

cninf 巨潮资讯 www.cninfo.com.cn 中国证监会指定信息披露

2014

2

3

MDI SBS

2014

4

5

√ □

	2	-33,000,000.00
		33,000,000.00
22		
		69,010,890.00
	[2014]15	69,010,890.00
		7,879,258.80
		-4,689,146.87

cninf 巨潮资讯 www.cninfo.com.cn 中国证监会指定信息披露

3 2014

2014 12 31 416,326,636 10

2.00

83,265,327.20 10 10

416,326,636 832,653,272

-

3

2013 2014 -2016

2014 2015 4 28

www.cninfo.com.cn

2014 01 22				SMC	2013 1-9

3

1 2012 10 10

1800

34352 5.24%

1684 93.556% 116 6.444%

287 7.03 /

2 2013 7 5

,

1800

34352 5.24% 1730.2 96.12% 69.8

3.878% 287 344

7.03 /

3 2013 7 22 2013

4 2013 8 19

1

1800 1730.2 69.8

1701.4 1631.6 69.8 2012

7.03 / 6.83 /

2013 8 19 311

1631.6 2013 9 5

1631.6 12762.60 2013

-2017

		2013	2014	2015	2016	2017
1631.6	12762.60	3038.89	6968.03	2002.49	547.05	206.13

5 2014 7 14

2014 7 14 19

69.8 12.80 / 2014 8 8

402.9688 2014 -2017

	2014	2015	2016	2017
402.9688	145.7611	207.7430	45.3839	4.0809

6 2014 8 21

302

391.7083 2013

391.7083 2014 9 5

cninf 巨潮资讯 www.cninfo.com.cn 中国证监会指定信息披露

2013

2013

□ √

□ √

□ √

□ √

□ √

√ □

cninf 巨潮资讯 www.cninfo.com.cn 中国证监会指定信息披露



A1+B1	150,000	A2+B2	52,160.93
A3+B3	150,000	A4+B4	22,969.02
A4+B4		6.68%	

□ √

□ √

□ √

1 5%

		A			

cninf 巨潮资讯 www.cninfo.com.cn 中国证监会指定信息披露

			2014 08 18		

cninf 巨潮资讯 www.cninfo.com.cn 中国证监会指定信息披露

2013 9 6 A

A A

A

2013 9 26 2013

2014 1 2

2014 5 12 2014 6 11

[2014]590 5,700

22.63 / 56,269,553 9

1,273,379,984.39 1,251,228,980.07 2014

8 20

2014 8 18 www.cninfo.com.cn

cninf 巨潮资讯 www.cninfo.com.cn

2014 6 20

2014 8 21

5000

15.78 2014 9 10

2014

2014 6 21 2014 8 22 2014 9 11

www.cninfo.com.cn

cninf 巨潮资讯 www.cninfo.com.cn 中国证监会指定信息披露

	148,712,561	41.33%	56,967,553			-7,606,609	49,360,944	198,073,505	47.58%
2									

3 2014 8

359,836,000 416,326,636

1

	2013 08 19	6.83	16,316,000	2013 09 05	16,316,000	
	2014 07 14	12.80	698,000	2014 08 08		

1,631.6 6.83 / 2013 9 5

2 2013 2014 7 14

19

69.8 12.80 /

2014 8 8

3

[2014]590 2014 8

A 56,269,553 1 22.63 /

1,273,379,984.39 22,151,004.32

1,251,228,980.07 2014 8 20

2

2014 19 698,000

56,269,553 2014 8 20 12

3,917,083

476,917

359,836,000 416,326,636

3

1

15,409

		5		8		
5%			10			
		31.70%	131,991,852	0	100,000,000	31,991,852		93,400,000
		6.42%	26,728,884	-2,700,000	22,071,663	4,657,221		21,000,000

3.32%

10			
	31,991,852		31,991,852
	13,832,111		13,832,111
	9,724,919		9,724,919
LOF	7,844,722		7,844,722



4 10%

cninf 巨潮资讯 www.cninfo.com.cn 中国证监会指定信息披露

				50	2013 02 25	2016 02 24	131,991,852			131,991,852
				49	2013 02 25	2016 02 24	29,428,884			

				55	2013 03 13	2016 02 24	775,396		147,000	628,396
				42	2013 03 13	2016 02 24	200,000		30,000	170,000
				45	2013 03 13	2016 02 24	200,000		16,600	

1965

1973 EMBA

1971

2

1963

1940

1977

3

1969 ƙ n ₳

Я

1973

1970

			12		
			2013 05 31	2016 05 30	
			2012 02 23	2015 02 22	
			2011 07 04		

			50		81.05		81.05
			49		48		

2014 12 31 3602

0

	887	24.63%
	542	15.05%
	1009	28.01%
	[redacted]	3.08%
	[redacted]	

[redacted]

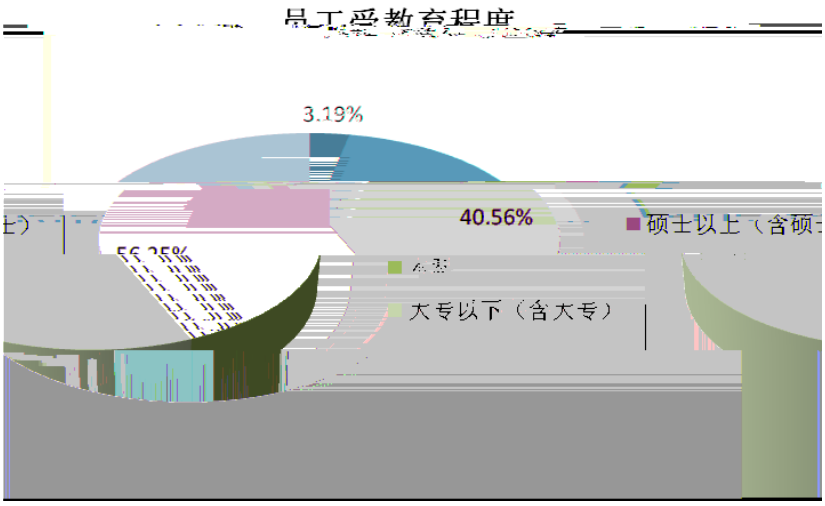
3.19%
40.56%
硕士以上（含硕
大专以下（含大专）

1

6

7

8

9

10

http://www.cninfo.com.cn

1

cninf 巨潮资讯 www.cninfo.com.cn 中国证监会指定信息披露

2014

35 4

2014 2 14

http://www.cninfo.com.cn

2 2011 12 28 28267

2

2014

3

1 2

2 1

1-3

9

1 ś

cninf 巨潮资讯
www.cninfo.com.cn
中国证监会指定信息披露

1

2

3

4

2013

30 25

20

2014 9 2

cninf 巨潮资讯 www.cninfo.com.cn 中国证监会指定信息披露

cninf 巨潮资讯 www.cninfo.com.cn 中国证监会指定信息披露

	2015 04 28
	(http://www.cninfo.com.cn)

	2015 04 28
	(http://www.cninfo.com.cn)

2010 5 13

	2015 04 27
	2015 110ZA3780

2014 12 31 2014

1

2

cninf 巨潮资讯 www.cninfo.com.cn 中国证监会指定信息披露

2014 12 31 2014

1

2014 12 31

	969,218,480.55	414,072,718.95
	67,380.00	
	256,643,613.74	58,447,611.91
	1,542,413,536.94	1,218,979,544.71
	74,418,485.69	

	29,854,682.94	31,963,923.78
	3,571,220,343.22	2,429,482,305.74
	33,000,000.00	33,000,000.00

	215,644,069.97	212,598,954.45
	23,008,288.46	8,312,169.58
	164,000,214.62	171,391,689.10
	7,879,258.80	5,210,163.19
	2,384,400.00	
	198,258,456.26	115,604,570.87
	1,572,277,049.89	1,811,373,819.49

	1,811,466,627.47	543,102,807.16
	69,010,890.00	86,836,053.11

[redacted]

[redacted]

	5,005,923,672.60	3,902,626,865.51
	4,386,084,869.94	3,495,713,882.30
	3,221,923,407.42	2,583,621,674.12
	72,690,210.40	55,475,925.52
	477,400,112.63	399,346,646.81
	512,668,942.23	355,177,230.41
	56,841,939.14	69,314,767.06
	44,560,258.12	32,777,638.38
	67,380.00	
	3,947,862.76	3,000,000.00
-		

1.		
2.		
1.		
2.		
3.		
4.		
5.		
6.		
	582,572,942.09	364,960,674.68
	576,550,564.08	358,496,468.13
	6,022,378.01	6,464,206.55
	1.59	1.04
	1.50	0.98

0.00 0.00

cninf 巨潮资讯 www.cninfo.com.cn 中国证监会指定信息披露

2.		
3.		
4.		
5.		
6.		
	224,222,374.69	132,544,265.17

5

	5,300,794,481.19	4,241,665,873.99
	94,109.02	1,608,584.27
	156,240,494.95	151,085,479.51
	5,457,129,085.16	4,394,359,937.77

cninf 巨潮资讯 www.cninfo.com.cn 中国证监会指定信息披露

	3,715,051,495.09	3,041,864,303.79

	21,786,951.71	9,400,098.71
	2,676,020,331.78	1,294,168,378.71
	1,848,340,000.00	1,087,529,198.90
	126,613,658.67	136,879,141.39
	33,800,410.12	25,031,124.70
	2,008,754,068.79	1,249,439,464.99
	667,266,262.99	44,728,913.72
	56,723.67	-163,304.21
	522,964,861.12	-34,730,110.99
	279,774,302.41	314,504,413.40
	802,739,163.53	279,774,302.41

6

	3,828,078,682.84	3,121,164,031.40
	599,450,502.68	53,332,078.66
	4,427,529,185.52	3,174,496,110.06
	2,965,320,122.52	2,327,772,848.19
	181,788,546.11	182,670,025.74

	454,681.98	80,600.00
	2,929,402.69	15,594,033.85
	3,384,084.67	15,674,633.85
	62,615,616.50	18,701,280.77
	200,000,000.00	210,000,000.00
	824,045,330.04	
	1,086,660,946.54	228,701,280.77
	-1,083,276,861.87	-213,026,646.92
	1,260,163,380.07	111,438,280.00
	1,121,270,000.00	973,330,000.00
		9,400,098.71

2													
3											-71,967,200.00		-71,967,200.00
4													

1													
2													
	359,836,000.00				543,102,807.16	86,836,053.11			57,317,916.51		715,821,902.20	19,350,445.97	1,608,593,018.73

8

4											
									22,422,237.47	-94,389,437.47	-71,967,200.00
1									22,422,237.47	-22,422,237.47	
2											

16,316,0
00.00

“

” “ ¤ ¡AÑF15(Î È!/ H€-ŭ@Csm%c€ ñ Cp6Ñ ÈF1

cninf 巨潮资讯 www.cninfo.com.cn 中国证监会指定信息披露

2

1 1 12 31

3

12

4

5

1

/ /

/

/

2

22

3

cninf 巨潮资讯 www.cninfo.com.cn 中国证监会指定信息披露

6

1

2

3

4

cninf 巨潮资讯 www.cninfo.com.cn 中国证监会指定信息披露

/

7

8

9

1

cninf 巨潮资讯 www.cninfo.com.cn 中国证监会指定信息披露

2

11

cninf 巨潮资讯 www.cninfo.com.cn 中国证监会指定信息披露

3

4

50% 50% 12

12

12 12

12

cninf
巨潮资讯
www.cninfo.com.cn
中国证监会指定信息披露

10

1

	1,000 1,000

2

5

12

1

2

3

20% 20% 50%

20%

4

19

13

1

cninf 巨潮资讯 www.cninfo.com.cn 中国证监会指定信息披露

3

Ὼ Ὴ .

6

19

2

17

cninf 巨潮资讯 www.cninfo.com.cn 中国证监会指定信息披露

4

20

A B C

D E F

3

4

cninf 巨潮资讯 www.cninfo.com.cn 中国证监会指定信息披露

2

24 /

1

2

1

2

cninf 巨潮资讯 www.cninfo.com.cn 中国证监会指定信息披露

25

1

1

2

2

1

2

cninf 巨潮资讯 www.cninfo.com.cn 中国证监会指定信息披露

26

1

	30	-33,700,000.00
A		33,700,000.00
B		

	-92,046,216.30	-
	-	

		3% 5%
		1% 5% 7%

12 3

GR201332001181

2013 2015 15%

2014 9

23

GF201443000028

2014 2016 15%

1

	373,602.76	434,865.76
	798,040,890.81	

	67,380.00	
	67,380.00	
	67,380.00	

3

1

	30,604,662.43	23,461,058.47
	226,038,951.31	34,986,553.44
	256,643,613.74	58,447,611.91

2

	156,260,000.00
	156,260,000.00

3

cninf 巨潮资讯 www.cninfo.com.cn 中国证监会指定信息披露

√ □

4

476,159,256.97

28.02%

6

1

1 2	16,829,633.61	1,682,963.36	10.00%
2 3	4,070,291.70	1,221,087.51	30.00%
3 4			

4

	626,810,914.82	623,617.14	626,187,297.68	490,414,977.57	542,832.93

8

	29,561,825.69	31,649,603.66
	292,857.25	314,320.12
	29,854,682.94	31,963,923.78

9

1

	33,000,000.00		33,000,000.00	33,000,000.00		33,000,000.00
	33,000,000.00		33,000,000.00	33,000,000.00		33,000,000.00
	33,000,000.00		33,000,000.00	33,000,000.00		33,000,000.00

2

	33,000,000.00			33,000,000.00					15.00%	4,500,000.00

cninf 巨潮资讯 www.cninfo.com.cn 中国证监会指定信息披露

	33,000,000.00			33,000,000.00					--	4,500,000.00

10

1

( )Tj ET EMC Q /P <</M

3					713.04	713.04
	158,127.70	641,522.10		937,386.49	1,224,085.95	2,961,122.24

	65,476,261.47	
	103,948,017.56	

2014 12 31 4,595,567.66

11

1

	64,558,876.77		64,558,876.77			
	63,096,700.47		63,096,700.47	775,196.24		775,196.24
	28,106,380.79		28,106,380.79	5,644,757.30		

	62,920,0		41,501,9	24,664,2	323,731.	16,513,9						
							65.96%	75%		0.00		
	00.00		16.46	36.39	53	48.54						
										).00		

1.	189,034,703.62			4,014,900.20	193,049,603.82
2.	80,582,326.91			2,191,849.88	82,774,176.79
1	80,582,326.91			2,191,849.88	82,774,176.79
2					
3					
3.	689,700.00			206,803.42	896,503.42
[redacted]	689,700.00			206,803.42	[redacted]

[redacted]

[redacted]

160 [redacted]

3.

13,469,206.10

15 /

1

	163,052,166.45			

	230,000,000.00	240,000,000.00
	309,060,000.00	753,330,000.00
	21,135,426.93	
	560,195,426.93	993,330,000.00

A

46,600 2014 12 31 6,000

B

5,000

2014 12 31 2,000

C

23,000 2014 12 31 10,000

D

5,000 2014 12 31 5,000

E

10,000 2014 12 31 0

13,342,000.00

F

6,000 2014 12

31 0 8,059,015.68

cninf 巨潮资讯 www.cninfo.com.cn 中国证监会指定信息披露

G

4,000

2014 12 31 0 1,489,594.50

A 5

80,000,000

140,000 50,000) 2014 12 31

12,000 2,523

B 4,000,000

10,000 2014 12 31 3,000

C 15,626

20,000

2014 12 31 15,626

D ɔ

18

		0.00
	129,140,836.63	95,086,018.70
	129,140,836.63	95,086,018.70

19

1

1 8,965,508.00

20

1

	157,245,031.36	159,780,473.93
	58,399,038.61	52,818,480.52
	215,644,069.97	212,598,954.45

2 1

	[redacted]	

	8,312,169.58

22

	79,412,111.25	90,253,713.92
	15,284,750.65	6,785,656.01
	55,427,244.63	63,392,469.14
	3,862,883.84	1,587,307.35
	4,947,426.32	3,923,783.62
	4,578,551.63	4,244,415.31
	194,326.15	562,256.42
	154,911.22	

	600,000.00			600,000.00	1
		3,328,936.00	565,896.54	2,763,039.46	2
[redacted]	600,000.00	3,328,936.00	565,896.54	3,363,039.46	--

		1,000,000.00			1,000,000.00	
	13,430,000.00	22,956,000.00	2,686,000.00		33,700,000.00	--

1 2013 11

13,430,000.00

2 2014 1

21,956,000.00

3 2014 12

2014 1,000,000.00

28

	69,010,890.00	86,836,053.11
	69,010,890.00	86,836,053.11

29

		+					

cninf 巨潮资讯 www.cninfo.com.cn 中国证监会指定信息披露

	359,836,000.00	56,967,553.00			-476,917.00	56,490,636.00	416,326,636.00

1 2013

A

698,000 1.00 12.80 8,934,400.00

	543,102,807.16	1,271,144,246.42	2,780,426.11	1,811,466,627.47

1 A 698,000

698,000.00 8,236,400.00 -

2 56,269,553 56,269,553.00

1,194,959,427.07 -

3 476,917

- 2,780,426.11

4

67,391,030.58

557,388.77

31

	86,836,053.11	8,934,400.00	26,759,563.11	69,010,890.00
	86,836,053.11	8,934,400.00	26,759,563.11	69,010,890.00

1 A

698,000 12.80

-

2

23,502,220.00

3,257,343.11

cninf 巨潮资讯 www.cninfo.com.cn 中国证监会指定信息披露

3 476,917

0.11%

16.58%

32

	57,317,916.51	22,422,237.47		79,740,153.98

34

	168,462,990.04	126,870,284.82
	144,805,472.35	151,380,983.12
	43,378,437.45	24,359,581.28
	32,169,556.84	25,665,377.07
	24,205,375.12	29,090,926.58
	22,469,326.06	13,770,584.80
	14,591,804.41	10,219,982.09
	5,040,543.34	2,618,604.94
	4,226,915.62	2,881,927.57
	18,049,691.40	12,488,394.54
	477,400,112.63	399,346,646.81

37

	168,930,276.52	113,407,131.24
	118,827,502.11	98,916,127.33
	67,662,710.73	30,388,772.50
	25,408,446.07	19,429,019.95
	19,443,158.45	14,507,611.22
	15,988,908.94	10,610,032.80
	11,950,141.15	9,018,638.71
	11,351,633.45	5,164,685.46

cninf 巨潮资讯 www.cninfo.com.cn 中国证监会指定信息披露

	9,282,396.48	8,494,378.33
	8,977,643.12	5,235,515.38
	6,829,528.73	3,277,045.97
	5,222,337.42	2,437,259.48
	5,039,593.69	5,353,012.87
	3,525,456.21	2,206,979.44
	3,107,702.31	3,177,494.85
	31,121,506.85	23,553,524.88
	512,668,942.23	355,177,230.41

38

	55,349,252.82	68,360,304.58
	6,364,674.89	4,341,729.05

	85,254.46	386,559.42	85,254.46
	85,254.46	386,559.42	85,254.46
	27,399,092.00	29,605,013.23	27,399,092.00
	681,271.23	227,680.35	681,271.23
	239,089.09	563,644.60	239,089.09
	161.01	9.57	161.01
	165,674.10		165,674.10
	28,570,541.89	30,782,897.60	

20,000.00

		165,059.36	
		150,000.00	
2013		150,000.00	
2012		141,021.60	
		120,000.00	
2013		96,926.00	
		60,000.00	
		50,000.00	
		50,000.00	
		50,000.00	
		44,009.27	
2012		40,000.00	

2012

43

Ø.

/	97,719,838.00
	3,777,929.73
	-17,043,522.13
	-3,969,109.78
	-2,875,912.65
	5,221,226.23
-	-13,937,804.80
	68,892,644.60

45

1

	106,179,597.06	111,960,486.80
	24,713,092.00	27,996,428.96
	24,768,589.11	10,997,549.84
	579,055.77	131,004.34
	161.01	9.57
	156,240,494.95	151,085,479.51

2

	21,786,951.71	5,475,571.70
		3,924,527.01
	21,786,951.71	9,400,098.71

6

	28,006,313.08	19,898,237.38
	3,920,949.20	
	1,873,147.84	5,132,887.32
	33,800,410.12	25,031,124.70

46

1

1	--	--

	392,605.94	1,441,210.68
	-67,380.00	
	56,833,173.43	69,314,767.06
	-3,947,862.76	-3,000,000.00
	-12,191,989.82	-12,467,149.28
	0.00	
	-136,395,937.25	28,625,082.63

48

1

	5,662.53	6.1190	34,649.02
	0.94	7.4556	7.01
	15.00	0.7889	11.83
	306.13	6.1190	1,873.21
	391,657.32	7.4556	2,920,040.31
	2,161,475.48	6.1190	13,226,068.46
	7,550.15	7.4556	56,290.90

2

□ √

1

1

	2014 09 03		173,098.20	100.00%		2014 09 03	37,611,609.94	1,515,160.33

				100.00%		
				100.00%		
				100.00%		
				100.00%		
				100.00%		
				100.00%		
				100.00%		

[redacted]

	746,617,371.49	161,804,332.21	908,421,703.70	481,703,073.96	600,000.00	482,303,073.96	621,649,280.27	153,056,426.48	774,705,706.75	452,627,077.78	600,000.00	453,227,077.78

1

	96,921.85	41,407.27
	96,921.85	41,407.27
	62,920.63	108,016.61

cninf 巨潮资讯 www.cninfo.com.cn 中国证监会指定信息披露

	3%	-33.63	4%	0.07
	-3%	33.63	-4%	-0.07
	7%	17.04	7%	-7.07
	-7%	-17.04	-7%	7.07
	7%	0.01	7%	0.01
[redacted]	-7%	-0.01	-7%	-0.01

4

28.02%

2013 26.94%

21.40% 2013 24.13%

3

2014 12 31

178,970.42 2013 12 31 137,953.45

96,921.85	-	-	96,921.85
6.74	-	-	6.74
25,664.36	-	-	25,664.36
166,439.01	1,918.39	1,590.33	169,947.73
6,572.67	925.44	812.80	8,310.91
2,985.47	-	-	2,985.47
298,590.10	**2,843.83**	**2,403.13**	**303,837.06**
56,019.54	-	-	56,019.54
12,914.08	-	-	12,914.08
27,176.61	-	-	27,176.61
2,300.83	-	-	2,300.83
787.93	-	-	787.93
238.44	-	-	238.44
19,825.85	-	-	19,825.85
3,668.41	3,009.32	223.36	6,901.09
122,931.69	**3,009.32**	**223.36**	**126,164.37**

cninf 巨潮资讯 www.cninfo.com.cn 中国证监会指定信息披露

41,407.27	-	-	41,407.27
-	-	-	-
5,844.76	-	-	5,844.76
129,554.47	2,148.59	1,781.17	133,484.23
5,635.45	362.10	497.66	6,495.21
3,196.39	-	-	3,196.39
185,638.34	**2,510.69**	**2,278.83**	**190,427.86**
99,333.00	-	-	99,333.00
9,508.60	-	-	9,508.60
20,984.03	-	-	20,984.03
831.22	-	-	831.22
521.02	-	-	521.02
-	-	-	-
11,560.46	-	-	11,560.46
1,782.52	3,668.41	3,232.68	8,683.61
144,520.85	**3,668.41**	**3,232.68**	**151,421.94**

2

6

7

8

9

1

32.82%

2

3

	6.42%

cninf 巨潮资讯 www.cninfo.com.cn 中国证监会指定信息披露

4

1

	40,000,000.00	2014 01 14		
	466,600,000.00	2014 06 12		
	50,000,000.00	2014 01 07		
	100,000,000.00	2013 10 10		
	50,000,000.00	2014 06 10		

	698,000.00
	3,917,083.00
	476,917.00
	6.83 4 8 12.80 5 7

1 2013

A 1,800 1,730.20

69.80

1,631.60

2 2013

	/ 20 14.06 50% 2012 20 50%
	97,655,096.97
	67,391,030.58

1

1 2010 12 29 A 13,480,000
471,800,000.00 451,410,500.00

2012

1,000	4	173,942,900.00
1,000	2	147,467,600.00
1,000		50,000,000.00

cninf 巨潮资讯 www.cninfo.com.cn 中国证监会指定信息披露

1,000	80,000,000.00
	451,410,500.00

2014 12

cninf 巨潮资讯
www.cninfo.com.cn
中国证监会指定信息披露

2

1

2014 12 31

5,000

	5,000
5,000	
	10,000
10,000	
	3,000
	1,500
	6,000

cninf 巨潮资讯 www.cninfo.com.cn 中国证监会指定信息披露

	8,000
	4,000
	2,000
	87500

2014 12 31

2

cninf 巨潮资讯 www.cninfo.com.cn 中国证监会指定信息披露

1

1

1

2

1

2

2

	4,105,878,511.48	1,509,634,549.67	-609,589,388.55	5,005,923,672.60
	3,496,289,122.93	1,509,634,549.67	-	5,005,923,672.60
	609,589,388.55	-	-609,589,388.55	-
	4,063,308,817.43	1,508,730,334.88	-601,255,856.71	4,970,783,295.60
	2,603,454,319.14	1,228,058,476.83	-609,589,388.55	3,221,923,407.42
	2,567,200,423.00	1,227,614,219.99	-601,255,856.71	3,193,558,786.28
	948,635,221.43	215,526,241.09	-	1,164,161,462.52
/( )	552,815,578.37	67,023,224.29		

	4,319,687,405.33	1,113,033,184.80	-334,748,537.04	5,097,972,053.09
	1,228,136,310.95	707,195,097.35	-256,980,428.95	1,678,350,979.35
				-
				-
1.	531,422,564.08	3,867,198.47	-	535,289,762.55
2.	78,727,039.20	2,323,903.55	-	81,050,942.75
3.				

	9,142,249.78	23,635,388.60	-	32,777,638.38

2

	2,724,083,482.36	2,177,411,061.04
	1,285,690,874.07	1,060,740,208.05
	757,490,897.05	536,663,216.58
	203,518,042.12	98,476,921.04
	35,140,377.00	29,335,458.80
	5,005,923,672.60	**3,902,626,865.51**

	4,991,916,454.62	832,523.17	13,174,694.81	-	5,005,923,672.60

	3,891,866,062.19	2,549,074.56	8,211,728.76	-	3,902,626,865.51

3

1 2013 12 09 700,000

365 2013 12 09

cninf 巨潮资讯 www.cninfo.com.cn 中国证监会指定信息披露

365

2 2014 03 13 298,400

365 2014 03 13

3 2014 03 17 176,100

365 2014 03 17

4 2014 6 11

4,000,000

4,000,000

2014 6 11

2014 6 11

5 2014 7 24 1,550,000

365 2014 7 24

6 2014 07 28 630,000

365 2014 07 28

cninf 巨潮资讯 www.cninfo.com.cn 中国证监会指定信息披露

7 2014 8 5 5,850,000

359 2014 8

5

M´ðKà26Tf 1 0 0 1206.72 729.4 T29.34C623.382_0 1311D39 Tm <1D38>Tj /TT40T1 9 Tf4712B4

	1,130,330.80	0.16%	1,130,330.80	100.00%	0.00	1,130,330.80	0.26%	1,130,330.80	100.00%	0.00
	719,049,383.84	100.00%	3,107,563.25	0.43%	715,941,820.59	429,072,921.93		2,363,154.75		426,709,767.18

□ √

√ □

1			
1	22,965,734.80	1,148,286.74	5.00%

□ √

2

3

	689,182,615.69	412,501,801.49
	11,900,690.70	6,899,792.82
	10,358,410.29	976,085.70
	6,413,078.06	8,543,224.42
	1,194,589.10	152,017.50
	719,049,383.84	429,072,921.93

A		275,859,647.21	1	38.36%	
B		177,787,431.33	1	24.73%	

	--	648,905,845.11	--	90.24%	

3

	1,301,260,905.08		1,301,260,905.08	1,080,450,579.38		1,080,450,579.38
	1,301,260,905.08		1,301,260,905.08	1,080,450,579.38		1,080,450,579.38

1

95,279,400.00	608,700.00	95,888,100.00

	1,080,450,579.38	220,810,325.70		1,301,260,905.08		

2

3

1 5,000

2014 12 31

2 17.31

100%

3

13,000

4

7,000

Ä

5

	-552,137.24	
	-552,137.24	

1

	-392,605.94	
	27,399,092.00	
	165,674.10	
	67,380.00	
	439,381.11	

cninf 巨潮资讯 www.cninfo.com.cn 中国证监会指定信息披露

	-552,137.24	
	3,709,949.16	

	416,874,983.70

	12,761,533.31	19,350,445.97	25,660,221.97
	1,257,345,344.66	1,608,593,018.73	3,462,165,778.23
	2,811,357,044.13	3,520,832,891.33	5,141,218,866.06

cninf 巨潮资讯 www.cninfo.com.cn 中国证监会指定信息披露

2014